







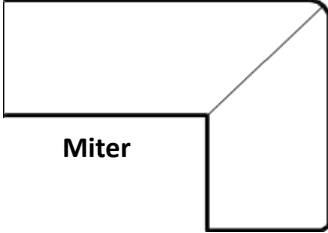
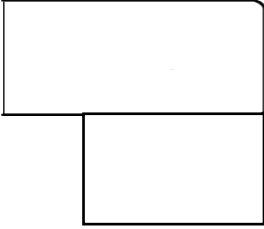
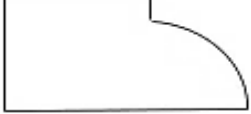





Edge Detail Chart

Standard Edges : No Charge	Upgraded Edges : Charge by Ln Ft.		Upgraded Edges : Charge by Ln Ft.
 <p>Eased Edge</p>  <p>Pencil</p>  <p>Pencil Top and Bottom</p>	 <p>Half Bullnose</p>  <p>Demi Bullnose</p>  <p>Full Bullnose</p>  <p>Chiseled</p>	 <p>Bevel</p>  <p>Miter</p>  <p>Laminated Edge (can add additional edges) (eased with laminate <u>shown</u>) (optional : off set laminated)</p>	 <p>Dupont</p>  <p>Ogee</p>  <p>Cove/Roman Ogee *</p>  <p>Triple Waterfall *</p> <p><small>* new bit required</small></p>